



UC SANTA CRUZ

Santa Cruz, CA • (831) 459-0111 • www.ucsc.edu

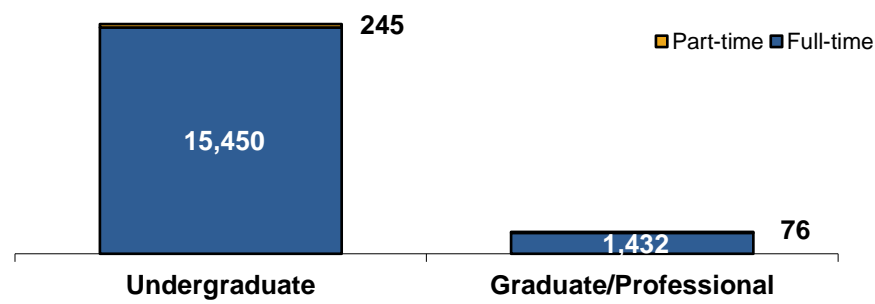
UC Santa Cruz students, faculty, researchers and staff are working together to make a world of difference. Within our extraordinary educational community, students participate in the creation of new knowledge, new technologies and inventions, and new works of human expression. From helping teachers improve their skills, to nanoscale energy conversion, to working with fishermen to save endangered sea turtles, our focus is on improving our planet and the lives of all its inhabitants.

[CLICK HERE TO APPLY](#)

Student Characteristics (Fall 2013) [More](#)

TOTAL NUMBER OF STUDENTS 17,203

Student Level and Enrollment Status



UNDERGRADUATE PROFILE

Total 15,695

Gender	Count	Percentage
Women	8,384	53%
Men	7,311	47%

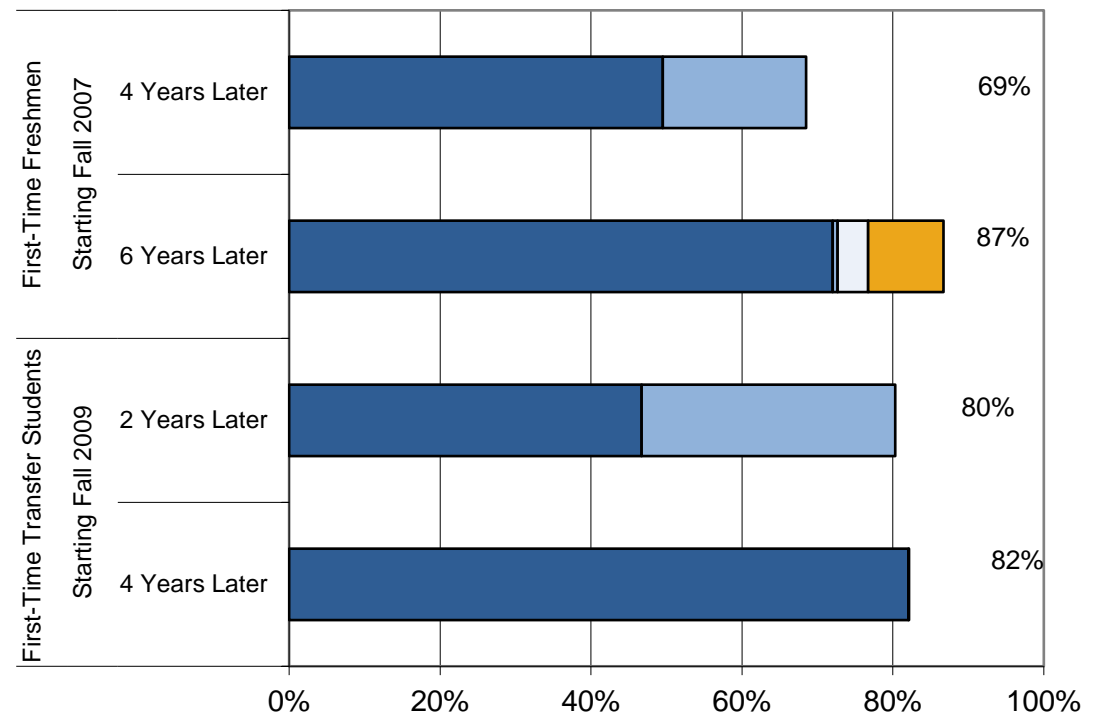
Race/Ethnicity	Count	Percentage
Black/African Amer, non-Hispanic	316	2%
American Indian/Alaskan Native, nor	27	0%
Asian, non-Hispanic	3,212	20%
Hispanic/Latino	4,739	30%
White, non-Hispanic	5,775	37%
Race/Ethnicity Unknown	341	2%
Non-resident aliens	165	1%
Two or more races, non-Hispanic	1,096	7%
Native Hawaiian/Pacific Islander, nor	24	0%

Geographic Distribution	Count	Percentage
California	14,902	95%
Other US	628	4%
Other Countries	165	1%

Age	Value
Average Age	23
Percent of Undergraduates Age 25 or Older	4%

Undergraduate Success & Progress Rate [More](#)

■ Graduated from UCSC ■ Still Enrolled at UCSC □ Graduated from Other UC ■ Graduated from Other Univ



A 69% four-year success and progress rate means that 69% of students starting in Fall 2007 either graduated from or are still enrolled at UCSC four years later.

Counts for the entering classes in the graph shown above.

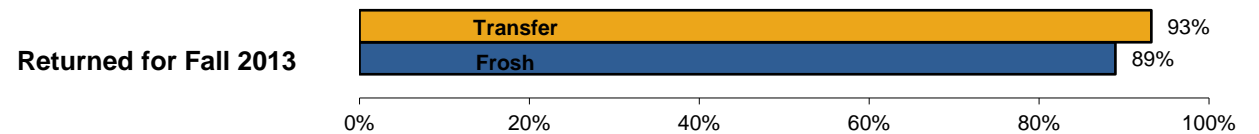
- 3700 First-Time, Full-Time Students
- 873 Full-Time Transfer Students

[For Detailed Success & Progress Rate Tables CLICK HERE](#)

Average Time to Degree for:

Full-Time Freshmen Entering in 2007: 13.1 enrolled quarters
Full-Time Transfers Entering in 2009: 7.5 enrolled quarters

1-Year Retention of Fall 2012 First-Time and Transfer Students



UC Santa Cruz Profile

UC Santa Cruz has developed this document to provide potential students and their parents with information about our Campus. Modeled on the current efforts of several national organizations, this data is presented in a similar format for ease in comparing institutions. These efforts are a response to the Federal call for universities to be more open and accountable, and also as an alternative data source to the various college rankings so hotly debated in today's media. Students and parents should have more control in making their own decisions about which aspects are important in selecting potential universities to complete their undergraduate education. This document is meant to provide basic information across a range of Campus issues, and be a gateway to the many Campus web sites that deal with these issues in greater detail.

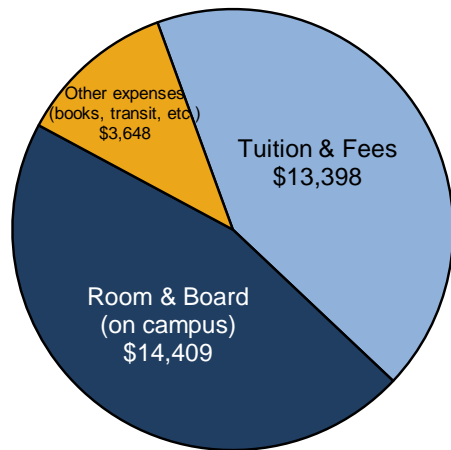
This profile was last updated in November 2014

Costs of Attendance and Financial Aid [More](#)

Typical Undergraduate Cost per Year without Financial Aid (Full-Time, In-State Students Living On Campus)

2013-14 Total: \$32,748*

(*includes optional health insurance - \$1,293)



For more details on cost of attendance, [CLICK HERE](#)

[CLICK HERE to get an estimate of your 2014-15 financial aid](#)

Financial Aid Awarded to Undergraduates

Overall Financial Aid (2013-14)

- 74% of UC Santa Cruz undergraduates received financial aid (including student and parent loans); the average award was \$22,528.

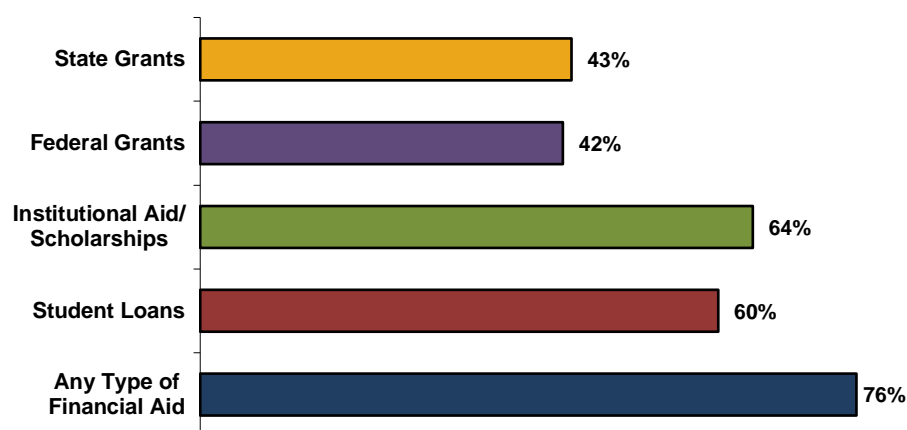
Need-Based Grants and Scholarships (2013-14)

- 64% of Fall 2013 UCSC undergraduates received need-based scholarship or grant aid*; the average award was \$18,489.
- 45% of Fall 2013 UCSC undergraduates received Pell Grants.

Loans (2012-13 Graduating Class)

- Among students who graduated from UCSC in 2012-13 and started as freshmen, 59% borrowed while enrolled at UCSC. The average cumulative debt at graduation for these borrowers was \$22,523. (All figures exclude parent loans.)

Percent of Fall 2013 Freshmen Receiving Each Type of Financial Aid

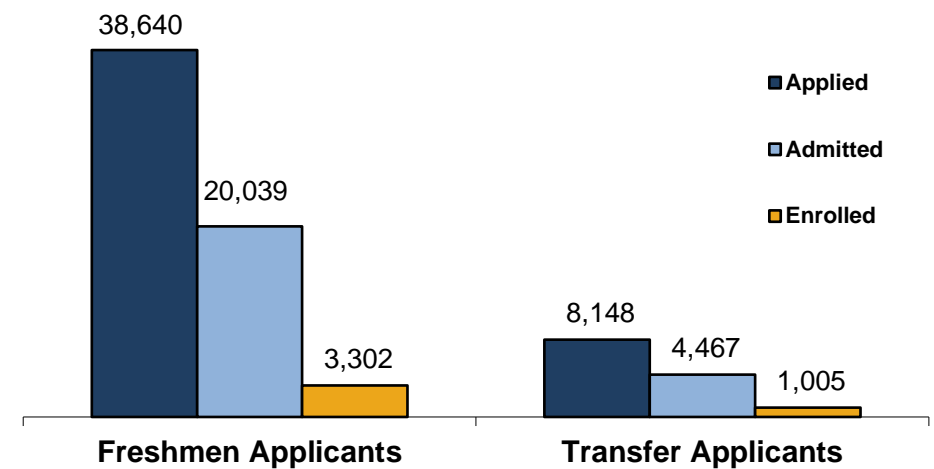


Note: Students may receive aid from more than one source.

* grants and scholarships are gift aid awards that do not have to be repaid by the student.

Undergraduate Admissions [More](#)

Fall 2013 Applicants, Admits and Enrollees



Test(s) Required for Admission:

SAT or ACT

Middle 50% of Score Range

50% of enrolled students have test scores in the following ranges (25% have scores above and 25% have scores below).

Entering New Freshmen SAT Scores

Math	490-630
Critical Reading	470-610
Writing	480-620

Middle 50% of Score Range

Freshmen High School GPA (4.4-point scale)	3.4 - 3.8
Transfer Student GPA (4.0-point scale)	2.9 - 3.5

Areas of Study and Degrees [More](#)

UCSC offers more than 60 undergraduate programs of study. For a complete list [CLICK HERE](#)

Degrees Awarded at UCSC in 2012-13

Bachelor's	3,958
Master's	271
Doctoral	159
Graduate Certificate	10
Total	4,398

Majors at UCSC with the Largest Number of Undergraduate Degrees Awarded

Psychology	12%
Business/Economics	9%
Biology all majors	8%
Environmental Studies	6%
Sociology	5%
All other degree areas	60%
Total	100%

[CLICK HERE for a full list of degrees granted by major](#)

UNDERGRADUATE EDUCATION IN A RESEARCH UNIVERSITY [More](#)

The opportunity to participate in cutting edge research and creative activity is one of the many benefits of attending a premier research university. UC Santa Cruz offers undergraduates many ways to engage in student research activities, either by participating in the ongoing research and creative projects of the faculty or by developing their own projects under faculty supervision.

Undergraduate Research Opportunities

Examples of UCSC undergraduate research programs:

Summer Undergraduate Research Fellowship in Information Technology (SURF-IT): research experience in computer engineering, computer science, electrical engineering, or bioinformatics

Division of Humanities Special Projects: opportunities for experience in diverse special projects and research programs including the Center for Ancient Studies, Center for Cultural Studies, Central California Writing Project, and Center for Labor Studies

Division of Physical & Biological Sciences Student Research: opportunities for research in a variety of programs including Center for Adaptive Optics, Institute for Geophysics and Planetary Physics, Institute of Marine Sciences & Long Marine Lab, and UC Observatories/Lick Observatory

For a more complete list, please visit:
<http://www.ucsc.edu/students/undergraduate/>

Graduate Education [More](#)

UCSC offers graduate study in over 30 academic fields. The graduate programs encourage close working relations between students and faculty in an informal atmosphere conducive to rapid learning and professional growth.

- Second in the world for research influence / citations (2013 Times Higher Education World University Rankings)
- Ranked 53-67 in the nation and 101-150 in the world (Academic Ranking of World Universities, GRUP Shanghai University, 2013)
- First in nation for publications, Computer Engineering PhD program (NRC, 2010)
- Top-ranked university nationally for research in Astronomy and Astrophysics
- Top-10 nationally ranked programs in Linguistics, International Economics, Physics, Game Design, and Environmental Studies

Research [More](#)

Major Research Centers include:

[Arts Research Institute](#) seeks to enhance the national and international prominence of the arts at UCSC through publication, performance, exhibition, or curation. It seeks to increase the quality and vitality of research and creative work in theory, scholarship, and practice in the arts.

[California Institute for Quantitative Biomedical Research \(QB3\)](#) is a consortium of 3 University of California campuses—UC Berkeley, UC Santa Cruz, and UCSF with 215 faculty affiliates. It emphasizes quantitative approaches to the biosciences with the goal of developing tools to predict biological processes.

[Center for Biomolecular Science and Engineering](#) promotes interdisciplinary research of genomic information and structural biology and supports the UCSC Genome Browser.

[Center for Information Technology Research in the Interest of Society \(CITRIS\)](#) creates information technology solutions for pressing social, environmental, and health care problems.

[Center for Integrated Water Research](#) is an interdisciplinary center undertaking research in collaboration with other universities, governmental agencies, and the private sector to provide safe and reliable fresh water supplies.

[Institute for Marine Sciences](#) is located on the Monterey Bay National Marine Sanctuary, the nation's largest marine sanctuary, and is composed of faculty, students and researchers engaged in research related to ocean health and marine life.

[Santa Cruz Institute for Particle Physics](#) focuses on experimental and theoretical particle physics and astrophysics, as well as the development and application of related technologies.

[University Affiliated Research Center \(UARC\)](#) conducts research at NASA Ames focusing on information technology, biotechnology, nanotechnology, computer science, aerospace operations, astrobiology and fundamental biology. It was winner of the largest NASA contract award to any university (\$330 million over 10 years).

[The University of California Observatories/Lick Observatory](#) is a Multi-Campus Research Unit of the University of California comprised of extensive technical facilities, telescope and support facilities, and staff of astronomers.

60% of UC Santa Cruz seniors have assisted faculty with research or creative projects.
 (UCUES Survey, 2014)



Distinguished Faculty [More](#)

Many of UCSC's distinguished faculty are the recipients of national and international awards and honors.

- 26 American Academy of Arts and Sciences Fellows (AAAS)
- 11 National Academy of Sciences Fellows
- 36 American Association for the Advancement of Science
- 16 American Council of Learned Societies (ACLS)
- 2 University of California's honored University Professors
- 1 National Medal of Science

During their careers, UCSC faculty & emeriti have garnered

- 36 Sloan fellowships
- 80 Fulbright scholarships
- 41 Guggenheim fellowships

UCSC faculty have also won prestigious awards, i.e. National Book Award, Nobel Prize for Education and World Technology Award.

<http://www.ucsc.edu/about/achievements/index.html>

The UC Santa Cruz Community

[Principles of Community](#)

The University of California, Santa Cruz is committed to promoting and protecting an environment that values and supports every person in an atmosphere of civility, honesty, cooperation, professionalism and fairness. UCSC strives to be:

Diverse: We embrace diversity in all its forms and we strive for an inclusive community that fosters an open, enlightened and productive environment.

Open: We believe free exchange of ideas requires mutual respect and consideration for our differences.

Purposeful: We are a participatory community united by shared commitments to: service to society; preservation and advancement of knowledge; and innovative teaching and learning.

Caring: We promote mutual respect, trust and support to foster bonds that strengthen the community.

Just: We are committed to due process, respect for individual dignity and equitable access to resources, recognition and rewards.

Disciplined: We seek to advance common goals through reasonable and realistic practices, procedures and expectations.

Celebrative: We celebrate the heritage, achievements and diversity of the community and the uniqueness and contributions of our members.

We accept the responsibility to pursue these principles in an atmosphere of personal and intellectual freedom, security, respect, civility and mutual support.



Study at UC Santa Cruz [More](#)

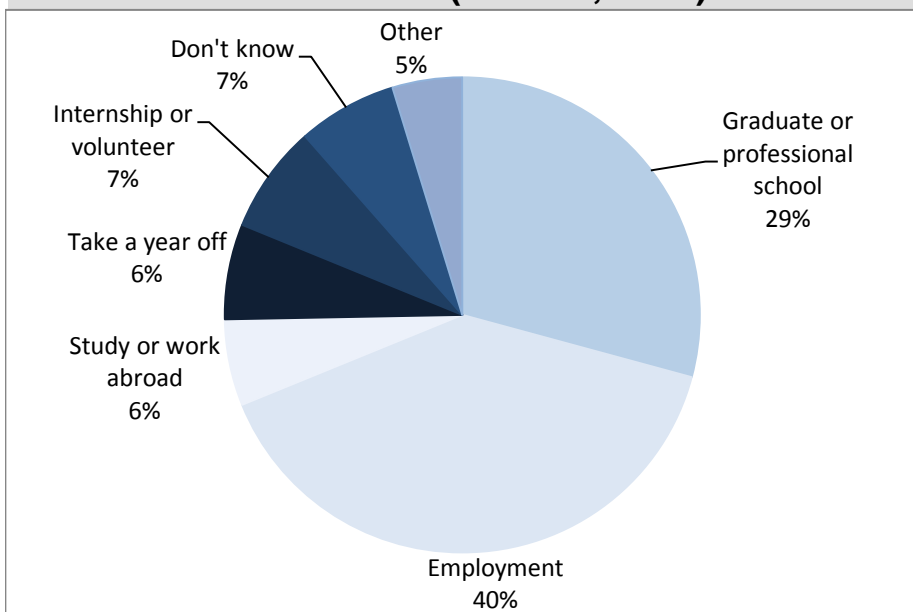
Classroom Environment

Students per Faculty	18 to 1
Undergraduate classes with fewer than 30 students	64%
Undergraduate classes with fewer than 50 students	75%

Instructional Faculty

Total Full-time Instructional Faculty	772
% Women Faculty	43%
% Faculty from Minority Groups	24%
% Faculty with PhD or Equivalent	98%

Future Plans of Seniors (UCUES, 2014)



[CLICK HERE](#) for information on survey administration, sample, and response rate.

Student Housing [More](#)

UCSC guarantees housing to all new freshmen.

99% of frosh and 48% of undergraduates live on campus.

Campus Safety [More](#)

The UCSC Public Safety Dispatch Center provides a wide variety of both emergency and non-emergency communication services to the campus, 24 hours a days, 7 days a week. The center is the Primary Public Safety Answering Point (PSAP) for campus 9-1-1 emergency services, utilizing Computer Aided Dispatching (CAD) for UC Police, and coordinating with the Santa Cruz Regional 9-1-1 Communications Center for fire, ambulance and other outside agency mutual aid services. In 2012, the Dispatch Center received and processed 2,699 calls for services.

[CLICK HERE](#) for more information and safety reports.

UCSC and Sustainability

- One of 22 colleges on the *Princeton Review Green Honor Roll*
- One of the top 25 green schools ranked by *Sierra Magazine*
- *New in Fall 2014* - Minor in Sustainability Studies
- Recipient of three Best Practice Awards in the 10th Annual Higher Education Energy Efficiency and Sustainability Best Practice Awards 2014



Student Experiences and Perceptions

Students who are actively involved in their own learning and development are more likely to be successful in college. Colleges and universities offer students a wide variety of opportunities both inside and outside the classroom to become engaged with new ideas, people, and experiences. Institutions measure the effectiveness of these opportunities in a variety of ways to better understand what types of activities and programs students find the most helpful. Following are the selected results from the 2014 University of California Undergraduate Experience Survey (UCUES). The questions have been grouped together in categories that are known to contribute to student learning and development. The results reported below are based on the responses of seniors who participated in the survey.

Seniors who took the UC Undergraduate Experience Survey in Spring 2014:

Active Learning Experiences

- 86% spent at least 6 hours per week studying and other academic activities outside of class
- 80% reported making class presentations¹
- 60% assisted faculty with research or a creative activity
- 45% participated in community service during their senior year¹
- 41% participated in an internship
- 18% participated in a study abroad program

Institutional Commitment to Student Learning and Success

- 84% were satisfied with advising by faculty on academic matters²
- 77% were satisfied with advising by college staff on academic matters²
- 72% were satisfied with the availability of courses needed for graduation²
- 58% reported raising their standards for acceptable effort due to the high standards of a faculty member²

Student Satisfaction

- 85% agreed that their campus had a strong commitment to undergraduate education
- 83% were satisfied with their overall academic experience²
- 83% would choose to attend this institution again

Student Interaction with Campus Faculty and Staff

- 79% sought academic help from an instructor or tutor¹
- 73% talked with an instructor outside of class about course material¹
- 35% worked with a faculty member on a campus activity other than coursework¹

Group Learning Experiences

- 87% helped a classmate better understand course material¹
- 84% worked outside of class on class projects or studied with classmates¹
- 49% spent at least 1 hour per week participating in student organizations or clubs
- 23% reported serving as an officer or leader in a campus organization or club

Experiences with Diverse Groups of People and Ideas

- 92% rated their ability to appreciate and understand racial and ethnic diversity as good or better
- 90% rated their ability to appreciate cultural and global diversity as good or better
- 80% gained a deeper understanding of other perspectives through conversations with students of a different race or ethnicity¹
- 75% gained a deeper understanding of other perspectives through conversations with students of a different nationality¹

¹ Combines responses of "very often," "often," "somewhat often," and "occasionally."

² Combines responses of "very satisfied," "satisfied," and "somewhat satisfied."

Learning Outcomes

Each undergraduate program at UC Santa Cruz assesses the learning of its majors through a senior capstone requirement. The options available for satisfying this requirement are described in the catalog statement for each program. In this way, faculty assess overall student achievement in terms that are appropriate for the overall educational objectives of the program from which they graduate.

[Link to UCSC WASC Accreditation Reports](#)

Survey Responses - Seniors (UCUES, 2014)

Rated their Analytical/Critical Thinking Skills as <i>Very Good or Excellent</i> :	71%
Rated their Ability to Write Clearly and Effectively as <i>Very Good or Excellent</i> :	61%
Rated their Ability to Read and Comprehend Academic Material as <i>Very Good or Excellent</i> :	66%
Rated their Understanding of a Specific Field of Study as <i>Very Good or Excellent</i> :	76%
Rated their Ability to Prepare and Make a Presentation as <i>Very Good or Excellent</i> :	57%
Rated their Library Research Skills as <i>Very Good or Excellent</i> :	54%
Rated their Ability to Appreciate the Fine Arts as <i>Very Good or Excellent</i> :	61%
Rated their Understanding of Racial and Ethnic Diversity as <i>Very Good or Excellent</i> :	73%
Rated their Ability to Appreciate Cultural and Global Diversity as <i>Very Good or Excellent</i> :	71%
Rated their Understanding of International Perspectives as <i>Very Good or Excellent</i> :	60%

A word about the data and information used in this profile

Almost all of the data used in this profile comes from an annual collection of data prepared by the campus called the Common Data Set (CDS). Many colleges and universities across the country post their CDS on their websites as part of a collaborative effort between publishers and the educational community to provide consistent and accurate data regarding higher education. Preparation of these data sets is governed by a set of standards and definitions that all participating institutions are asked to follow. However, for a variety of reasons, including management and local practices, colleges and universities sometimes use different definitions and standards to produce data that is similar in purpose to data found in this profile. Consequently, statistics found in other campus and system wide publications and websites may differ from those that appear in this profile. In addition, the information in this profile may change from time to time. Therefore users are urged to check for updates periodically.