

UC SANTA CRUZ

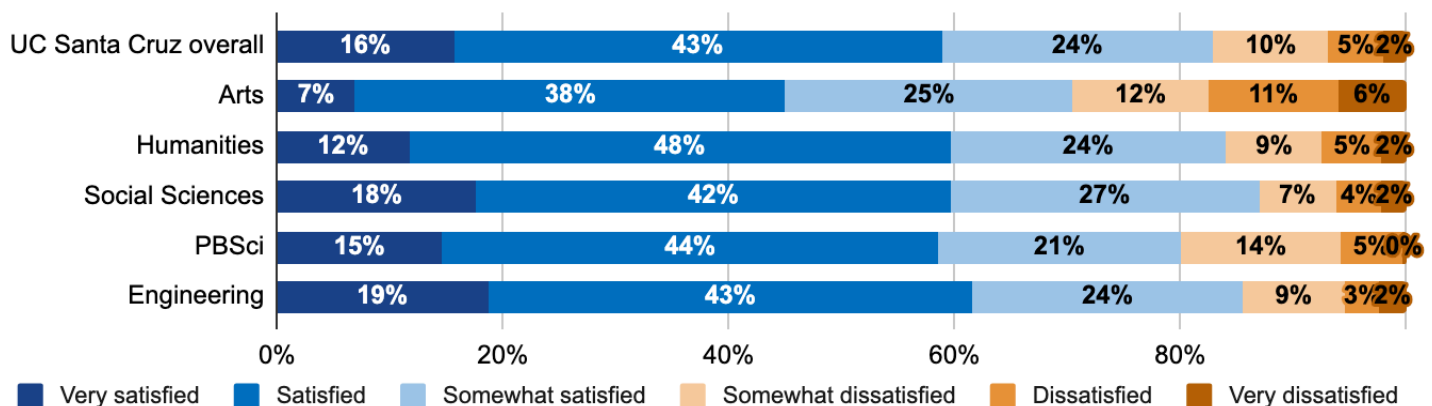
Selected Findings from the 2023 Graduate Student Survey

The 2023 University of California Graduate Student Experience Survey (UCGSES) was held at UC Santa Cruz from April 11 to July 4, 2023. The response rate was 41%. Results were weighted to account for differences by student demographics in response rates.

This report includes findings in the following key areas: student experiences with academics, mentoring, and teaching; sense of belonging; basic needs; and mental health.

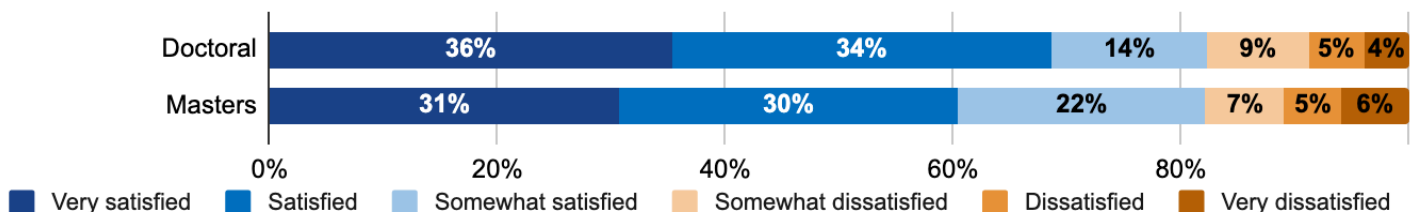
Graduate students' satisfaction with academic experience varied by division

*How satisfied or dissatisfied are you with the following aspects of your university experience/education?:
Overall academic experience*



About 2 in 3 doctoral students and about 3 in 5 master's students were "satisfied" or "very satisfied" with mentoring and advising

*How satisfied are you with the following aspects of your program?:
The mentorship and advising I receive in my program*



My faculty advisor...

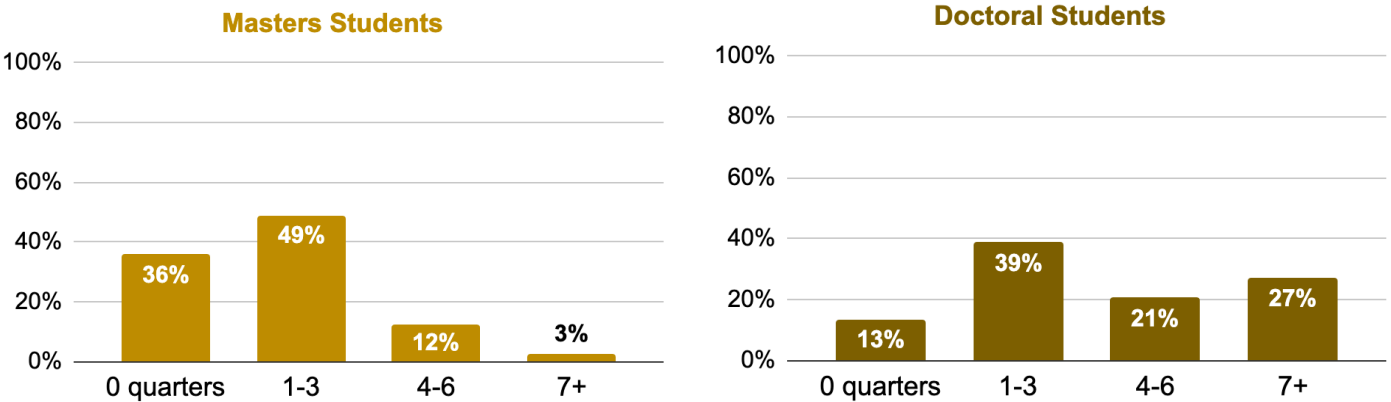
Percent selecting "agree" or "strongly agree":

72% is actively involved in my academic training

84% allows me to set my own priorities

About two-thirds of master's students have worked as a Teaching Assistant, and half of doctoral students have worked 4 or more quarters

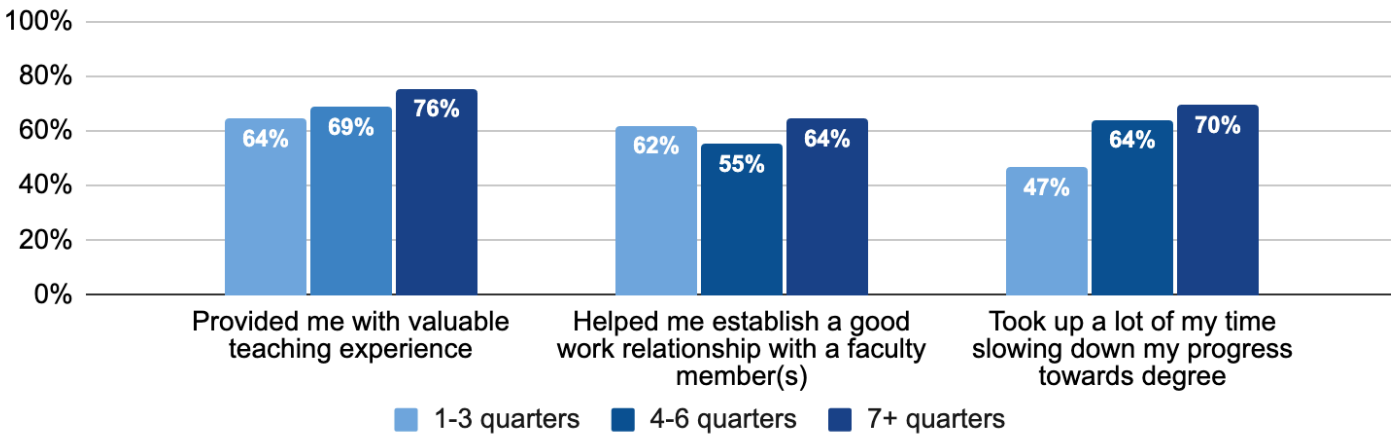
Number of quarters worked as teaching assistant



Working more quarters as a Teaching Assistant provided valuable teaching experiences yet took much time; having good work relationships with faculty was not associated with the number of quarters worked

Thinking about the classes for which you worked as a Teaching Assistant, to what extent do you agree or disagree that these teaching experiences:

Among doctoral students working at least one quarter as a Teaching Assistant:



Feelings of belonging among international graduate students varied by the educational background of students' families, while among domestic students feelings were similar across family background

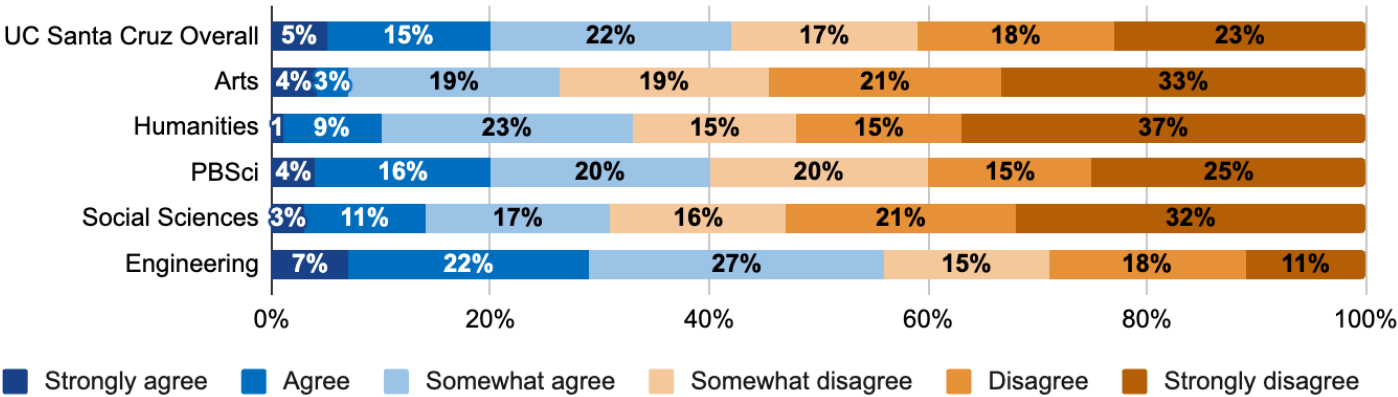
I feel that I belong at UC Santa Cruz.

Percent selecting "agree" or "strongly agree":

	First generation to college	First generation to graduate school	Has a parent with a graduate degree
International graduate students	61%	71%	45%
Domestic graduate students	55%	56%	57%

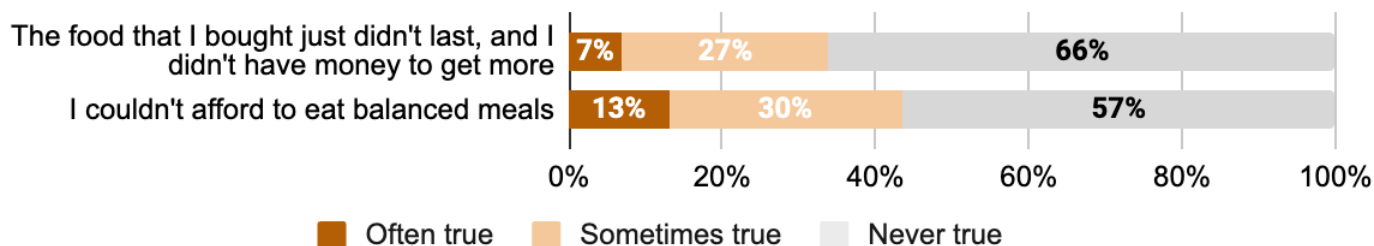
Graduate students in the Arts, Humanities, and Social Sciences divisions reported less financial security than students in the Physical & Biological Sciences and in Engineering

I feel financially secure



Some graduate students have been struggling with food expenses

For the following statements, please say whether the statement was never true, sometimes true, or often true for you in the last 12 months:



Many graduate students have been living far from campus

31% Live less than 3 miles from campus

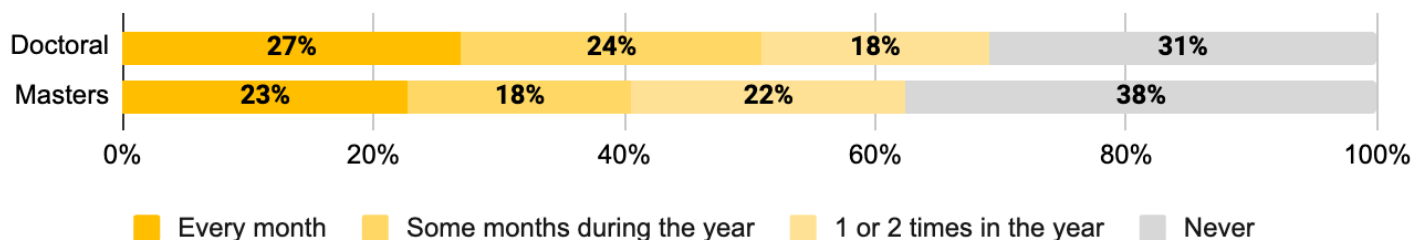
44% Live 3 to 10 miles from campus

25% Live 11 or more miles from campus

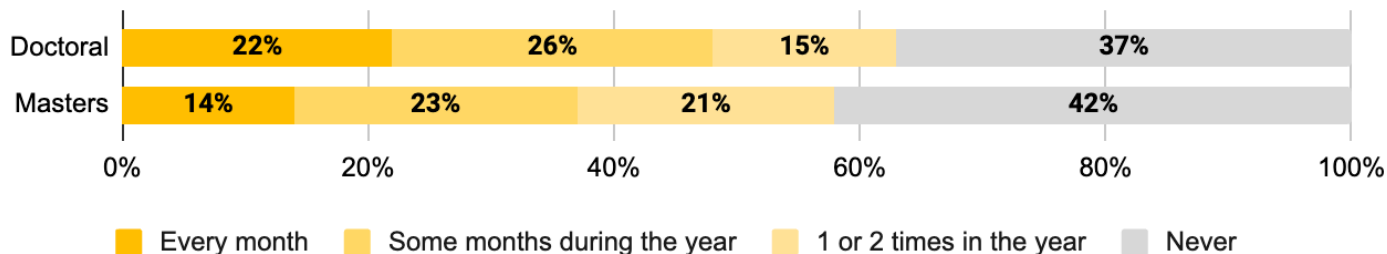
Many graduate students, and particularly doctoral students, reported experiencing anxiety and trouble focusing due to housing costs

In the last 12 months, how often did you experience each of the following because you were worried about paying for housing?

You experienced anxiety



You had difficulty focusing on your studies



International graduate students whose parents do not have a graduate degree were less satisfied with on-campus mental health care than were domestic students

Among students who received mental health care on-campus:
How satisfied are you with the care you received?

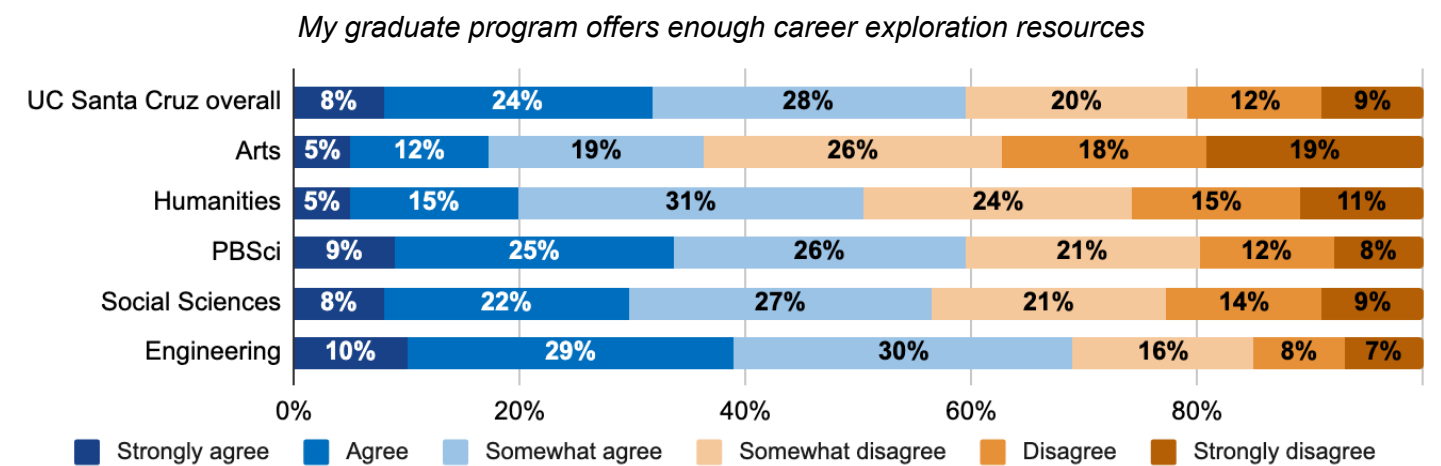
Percent selecting "satisfied" to "very satisfied":

	First generation to college	First generation to graduate school	Has a parent with a graduate degree
International graduate students	32%	50%	71%
Domestic graduate students	76%	69%	67%

79% of graduate students indicated (*agree/strongly agree*) knowing where to get help on campus if having a counseling, psychological, or other mental health need.

Graduate students across programs have been in need of more career exploration resources

Across divisions, the percentage of graduate students who *agreed* or *strongly agreed* that graduate programs offered enough career exploration resources ranged only from 17% to 39%.



A survey of graduate students' experiences has been held every two years at UC Santa Cruz since 2007. For additional results, please visit iraps.ucsc.edu/surveys or write to iraps@ucsc.edu.